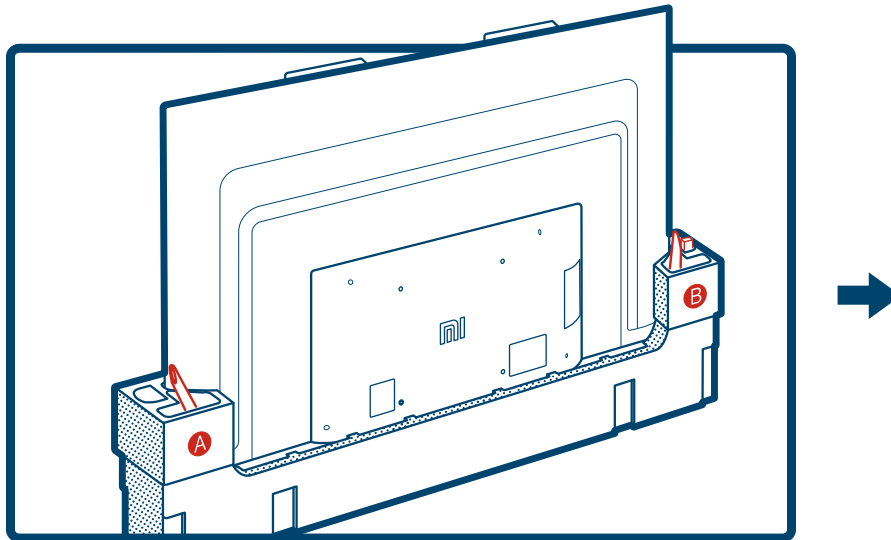


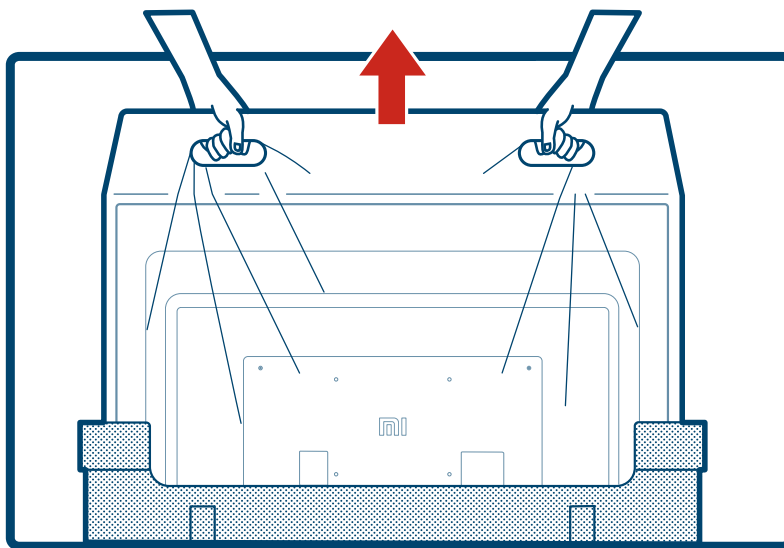


TV Safety Notice and Installation Guide



Remove the accessories

Remove the stands and accessories bag from styrofoam A and B. Take the manual, remote control, and screws out of the accessories bag.




Take out the TV set

Remove the TV set from the protector and place it on a flat surface with screen facing down.

***This should be performed by 2 persons. Be careful not to damage the screen.**

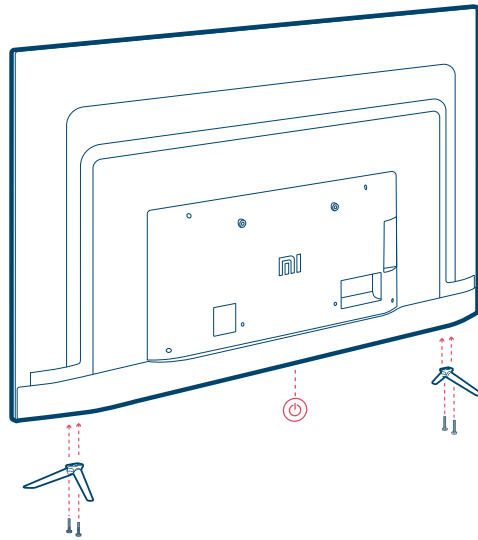
• Accessories



Note:

- 1) Accessory Items may vary depending upon model.
- 2) Specifications may change without prior notice. Recommended visiting website (www.mi.com) for latest updates.

• Installing TV Stands



01 Installation (Table Top)

Insert Left/Right Stand Base to TV as shown in the picture and fasten them using screws.

- Note: 1) For Installation on wall, Kindly contact customer care for help.
2) Wall Mount Bracket is not a part of standard accessory.

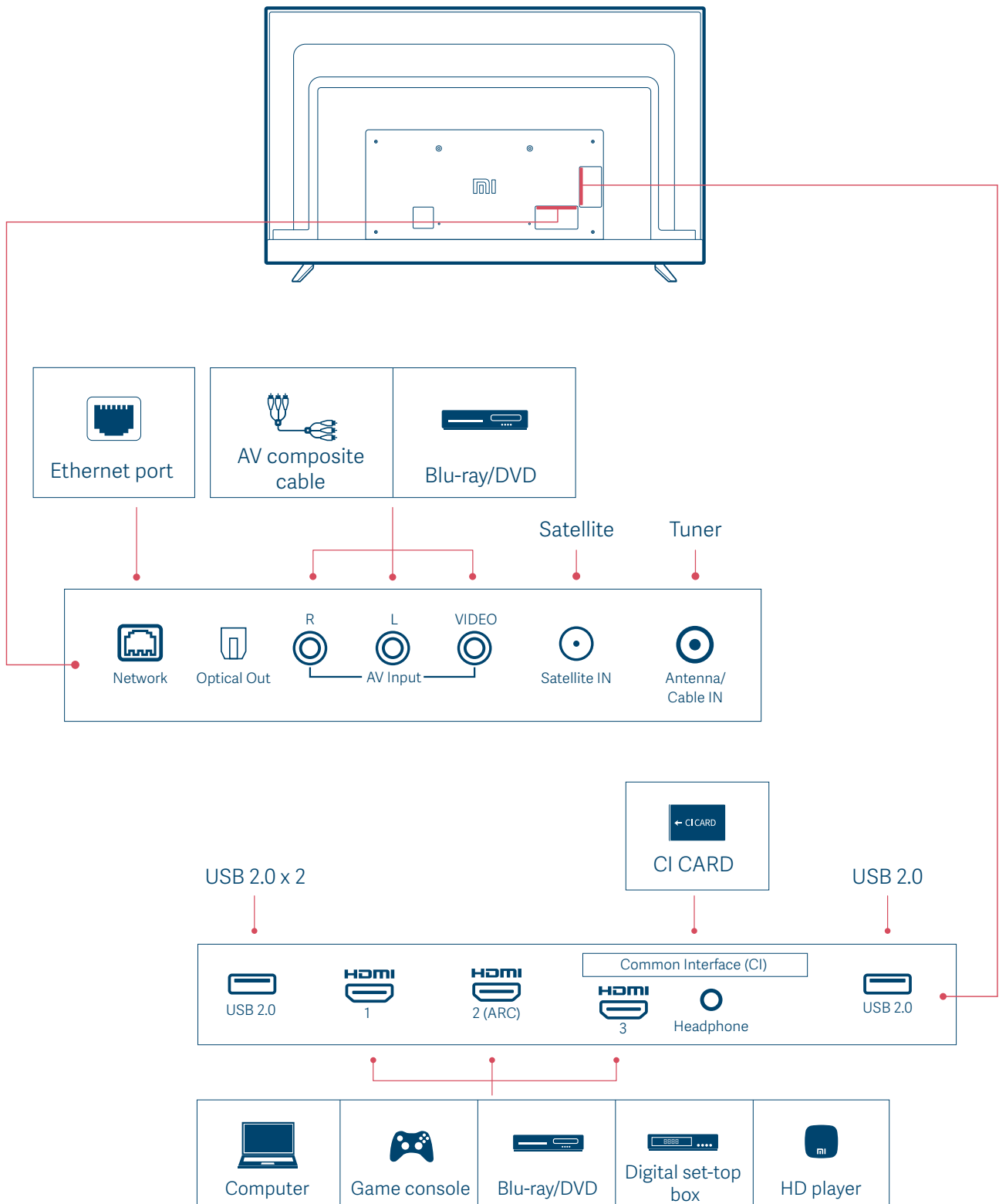
02 Turn On the TV

Connect TV's power cord to ac power outlet carefully.

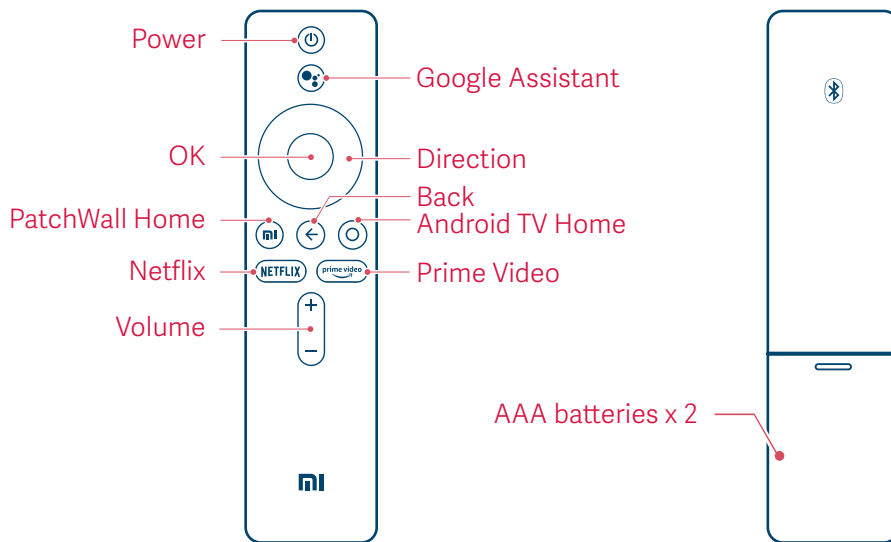
Push the power button located at bottom of TV (or press power button on remote) to turn it On.

Follow screen instructions of quick start guide to setup TV.

- TV interface



- Using the remote control



Power: Short press to power On/Off TV; Long press to select Power Off, Restart or Screen Off.

Google Assistant: Short press and release to talk to Google Assistant.

OK: Press to confirm current selection during navigation. You can pause/play the current video during playback, except Live Channels (Set-Top Box or RF).

Android TV Home: Short press to quickly return to the Android TV Home screen, Long press to open App drawer.

PatchWall Home: Short press to quickly return to the PatchWall Home screen.

Netflix: Short press to start Netflix.

Prime Video: Short press to start Prime Video.

Direction: Navigate up/down or left/right through content. During playback use left/right buttons to rewind/fast-forward.

Back: Go back to the previous level.

- **Specs**

Basic Specs

Screen size: 163.9cm
Screen resolution: 3840x2160 (4K)
Refresh rate: 60Hz

Hardware Specs

CPU: Quad-core CA55
RAM: 2GB DDR
Storage: 16GB eMMC
GPU: Mali-470MP

Ports

Input interface: AV x 1; Antenna x 1; Satellite x 1
HDMI x 3 (1 port with ARC support)
Output interface: Headphone x 1; Optical x 1
Data interface: USB2.0 x 3; Ethernet port x 1; CI x 1

**Wireless
Connectivity**

Wi-Fi: 2.4GHz/5GHz (802.11 a/b/g/n/ac)
Bluetooth: BT5.0

**Audio and
Video Encoding**

Audio formats: FLAC; AAC; OGG; Dolby Audio; DTS-HD
Video formats: MPEG 1/2/4; H.263; H.264; VP8;VP9

Model

Android TV
Model: L65M5-5SIN
Voltage: 100-240V~ 50/60Hz
Rated Power: 190W

• Important precautions

Installation

- The TV should be installed near an AC power outlet that can be easily plugged and unplugged.
- Place the TV on a smooth, flat surface to avoid the TV falling and causing injury, or damaging the TV.
- If you intend to install a TV wall mount, we recommend that you use an authorized TV wall mount. For details, please contact the Xiaomi service hotline.
- The diameter and length of the screws will vary depending on the wall mount model. Failure to use the correct screws may cause the TV to fall or lead to internal damage.

Moving

- Disconnect all cables before moving the TV.
- Large TV need 2 or more people to move safely. Avoid applying pressure to the LED panel when moving the TV. Avoid shaking the TV or exposing it to excessive vibrations.
- When moving the TV to a new location or to carry out repairs, package the TV using the original box and packaging materials.

Ventilation

- Do not cover the ventilation holes or insert any objects into the case.
- Keep a space for ventilation around the TV.

Wall mounting

In order to ensure proper ventilation and prevent the buildup of dust or dirt:

- Do not mount the TV flat, upside-down, or backwards, or side mount the TV.
- Do not place the TV on a shelf, carpet, bed, or closet.
- Do not cover the TV with fabric (such as curtains) or other materials (such as newspapers).

AC power cord

Use the AC power cord and socket according to the instructions below to avoid fire, electric shock, damage, or personal injury:

- Insert the plug completely into the AC outlet.
- Use the TV with a 100-240V AC power source.
- When connecting cables, the AC power cord should be unplugged for safety reasons. Be careful not to trip over cables.
- Before carrying out work or moving the TV, disconnect the AC power cord from the AC power outlet.
- Keep the AC power cord away from heat.

- Unplug the AC power plug and clean it regularly. If the plug is covered with dust and has water vapor, its insulation quality may deteriorate, producing a fire risk.
- Avoid excessive pinching, bending, modifying, or twisting of the AC power cord, otherwise the wires may become exposed or broken.
- Do not place any heavy objects on the AC power cord.
- Do not pull the AC power cord when disconnecting the power.
- Do not connect too many devices on the same AC power outlet.
- Do not use unsuitable AC power outlets.

Children

- Do not let children climb the TV.
- Place small objects out of the reach of children in order to avoid swallowing.

Optional items

- Keep optional accessories or any devices that emit electromagnetic radiation away from the TV in order to avoid image distortion or noise.

In case of the following problems...

- The AC power cord is damaged
 - The AC power outlet is not suitable
 - The TV is damaged due to a drop or impact
 - Any liquid or solid object falls into the case through an outlet,
- turn off the TV and immediately unplug the AC power cord. Ask the Xiaomi service center to dispatch qualified service personnel to investigate.

Usage restrictions

Do not install/use the TV in the following places, environments, or conditions, otherwise the TV may malfunction and cause a fire, electric shock, damage, or personal injury.

• Places:

Outdoors (in direct sunlight), by the sea, in a ship or other vessel, inside a car, in a medical institution, at an unstable location, next to water, or in a place exposed to rain, moisture, or mildew. If the TV is placed in the dressing room of a public bath or spa, it may be damaged by the sulfide in the air.

• Environment:

Hot, damp, or dusty places; places where insects may enter; places that may be exposed to mechanical shock; next to flammable objects (such as candles). The TV should not be exposed to dripping or splashing water, and do not place any items containing liquid such as flower vases on top of the TV. Do not place the TV in a damp or dusty place, or in a room with steam or fumes (near a stove or humidifier) to avoid fire, electric shock, or deformation. Do not boil water, heat, cook noodles, or use mosquito coils near the TV.

- **Conditions:**

Do not use the TV when your hands are wet, when the case is open, or with accessories that are not authorized by the manufacturer. In the case of a lightning storm, disconnect the TV from the AC power cord and AC outlet. Do not install the TV in an open-air location. Failure to follow these conditions may result in personal injury or damage, or cause objects to strike the TV.

- **Damage to Mi TV screen**

Do not throw any objects toward the TV, otherwise the screen may be broken due to the impact and cause serious injury. In case of damage to the surface of the TV, do not touch the TV before the AC power cord has been unplugged, otherwise electric shock may occur.

- **Operating conditions:**

Operating temperature: 0°C-45°C Humidity: 20%-80% Storage temperature: -15°C-40°C
Relative humidity: <80%

Precautions

- Watch TV in appropriate lighting conditions. Watching TV in insufficient light or for long periods can damage your eyesight.
- The screen and case will get hot when the TV is working. This is normal.
- Not support the decoding of DTS-CD bitstream coming in from HDMI IN.

Using and cleaning the screen/case of the Mi TV

Before cleaning the LED TV, ensure that the AC power cord is disconnected from the AC power outlet. In order to avoid deterioration of the casing materials or corroding the screen coating, please observe the following precautions.

- Wipe with a soft cloth to remove any dust on the surface of the screen/case. If there is still dust, wipe with a soft cloth that has been moistened with a mild detergent.
- Do not spray water or detergent directly onto the TV. It may drip to the base of the screen or external parts, causing malfunction.
- Do not use scrub pads, alkaline/acid cleaners, scouring powder, or volatile liquids, such as alcohol, volatile oils, thinners, or insecticides. The use of the above materials or prolonged contact with rubber or vinyl products may cause damage to the screen surface and casing materials. It is recommended that you regularly clean the vents to ensure proper ventilation.
- When adjusting the angle of the TV, slowly move the TV to prevent it moving or slipping from the base.

Advertising

This TV displays advertising when it is switched on and off. The advertising that is displayed when the TV is switched on and off cannot be removed or altered, and we have no control over the content of third party advertising.

E-Waste

Xiaomi products are in conformity with the requirements of the reduction of hazardous substances of the E-waste Rules 2016. The content of hazardous substance with the exemption of the applications listed in SCHEDULE II of the E-waste Rules:

1. Lead (Pb) - not over 0.1% by weight;
2. Cadmium (Cd) - not over 0.01% by weight;
3. Mercury (Hg) - not over 0.1% by weight;
4. Hexavalent chromium (Cr6+) - not over 0.1% by weight;
5. Polybrominated biphenyls (PBBs) - not over 0.1% by weight;
6. Polybrominated diphenyl ethers (PBDEs) - not over 0.1% by weight.



For the purpose of recycling to facilitate effective utilization of resources, please return this product to a nearby authorized Collection Centre, registered Dismantler or Recycler, or Xiaomi Service Centre when disposing of this product.

What the Wheelie Bin symbol means: The symbol says don't dispose your e-waste into the municipal waste collection bins. That's because these wastes are hazardous in nature and need to be recycled in a special way.

How to dispose this product


Carry it to nearest service centre of Xiaomi OR Call the Toll Free Number: 1800 103 6286 OR Write to us on service.in@xiaomi.com. Instructions of handling the product during and after its use and Do's and Dont's with respect to handling the product;


Do's:


- a. Always look for information on the catalogue with your product for end-of-life equipment handling.
- b. Ensure that only Authorized Recyclers repair and handle your electronic products.
- c. Always call Authorized E-waste Recyclers to Dispose products that have reached end-of life.
- d. Always drop your used electronic products, batteries or any accessories when they reach the end of their life at your nearest Authorized E-Waste CollectionCenter / Collection Point.
- e. Wherever possible or as instructed, separate the packaging material according to responsible waste disposal options and sorting for recycling.

Don'ts:


- a. Do not dismantle your electronic Products on your own.
- b. Do not throw electronics in bins having "Do not Dispose" sign.
- c. Do not give e-waste to informal and unorganized sectors like Local Scrap Dealer/ Rag Pickers.

 **Google Assistant** The Mi LED TV has the Google Assistant built in. Ask it questions, and tell it to do things. The more you use it, the more useful. It gets. It's your own personal Google, always ready to help.

 **Chromecast built-in** Cast your favorite entertainment apps- movies & TV shows, music, games, sports and more- from your Android or iOS device, Mac or Windows computer, or Chromebook to Mi TV. Find Chromecast-enabled apps at g.co/castapps.

 **DTS-HD** For DTS patents ,see <http://patents.dts.com>. Manufactured under license from DTS Licensing Limited. DTS, the Symbol, & DTS and the Symbol together, are registered trademarks and DTS-HD is a trademark of DTS, Inc. © DTS, Inc. All Rights Reserved.

 **DOLBY AUDIO** Manufactured under license from Dolby Laboratories. Dolby, Dolby Audio and the double-D symbol are trademarks of Dolby Laboratories.

 **HDMI**[®] HIGH-DEFINITION MULTIMEDIA INTERFACE The terms HDMI and HDMI High-Definition Multimedia Interface, and the HDMI Logo are trademarks or registered trademarks of HDMI Licensing Administrator, Inc. in the United States and other countries.

For more accessories, please visit www.mi.com/in

Mi Customer Service: www.mi.com/in/service

MI LED SMART TV WARRANTY POLICY

Product	Category	Warranty coverage	Period
TV	Product	TV / Remote	1 year
TV	Parts	Main Board, Power Board, IR PCB, LVDS Cable, Speaker	1 year
TV	Panel	Extended warranty for panel	1+1 year

The Limited Warranty starts from the date of purchase.

During the warranty period, if any accessory defect is inspected and confirmed by a Xiaomi authorized service centre, a free replacement service shall be provided.

1. This limited warranty is only valid in India, and the product is not eligible for any international warranty service. To the fullest extent permitted by law, warranty service may only be performed by Xiaomi or Xiaomi authorized service centres.
2. Xiaomi may conduct diagnostic tests on customers' products to identify the causes of failures/defects. Before returning any unit for service, customer should back up data and remove any confidential and/or personal information from the product. Xiaomi is not responsible for damage or loss of any program, data, or removable storage media.
3. Prior to contacting a Xiaomi service agent, please ensure the following information is at hand:
 - Model, serial number, if available.
 - Customer's full address and contact information.
 - Purchase order number, a copy of the customer's original invoice/receipt.
4. This warranty does not cover the following cases:
 - If the product serial number or warranty seal is illegible or has been removed, erased, defaced, altered, and/or tampered with. If any accessory or external part of the product is missing.
 - Warranty does not cover natural wear & tear, usage under extreme conditions, damage due to improper care (accident, misuse or negligence) and damage caused by acts of god such as floods, fires or earthquakes.
 - If any damage occurs in/on outer surface of the product, including but not limited to cracks, dents or scratches on the exterior cases, screens, buttons and other attachments.

- General maintenance, password reset assistance, cleaning, application update/installation, product demonstration, or any other service other than repair/replacement;
5. Manufacturing warranty is applicable on:
- Manufacturing defects in materials and workmanship of the product. This warranty applies when the product is used under normal conditions and for the purpose in which the product was designed.
6. Xiaomi will determine whether a product is "Out of Warranty" at the company's discretion according to the standards listed below. Repair charges of "Out of Warranty" products shall be separately quoted by the Xiaomi service centre and respective service shall be provided upon service fee payment.
- Violations against warranty, including but not limited to customer induced damage, such as self-repairs, exposure to water, damage caused by misuse, alternation, failure to comply with product manual, and so on.
 - Invalid warranty
 - Expired warranty

Mi LED Smart TV Warranty Terms & Condition:

- Warranty is limited to the first purchaser of this product and it is not transferrable. Purchase invoice with corresponding model and serial number of the unit must be presented to claim warranty.
- Repair or replacement will be carried out by authorised service engineers or through the Authorized Service Centre.
- Free Installation or demo of the product, can be availed only once & within 15 days from the date of delivery. Installation of product on Table Top is free. Installation of Product with Wall Mount will carry nominal charges.
- The warranty does not cover accessories external to the Product e.g. cables, wall mount, etc. • The company's obligation under this warranty shall be limited to repair or providing replacement of parts only.
- In the event of repairs/replacement of any parts of the unit, this warranty will thereafter continue and remain in force only for the unexpired period of the warranty from date of purchase. Moreover, the time taken for repair/replacement whether under the warranty or otherwise shall not be excluded from the warranty period.
- In case of any damage during transit attributable to the Customer, the product shall be repaired by the concerned service centre on chargeable basis and warranty for unexpired period to continue from date of purchase.

- Xiaomi Technology India Pvt. Ltd. ("Company") or its Authorized Service Centre reserves the right to retain any parts or components replaced at its discretion, in the event of a defect being noticed in the equipment during warranty period.
- Replacement of parts would be purely at the discretion of the Company, alone. In case the replacement of the entire unit is being made, (at the sole discretion of the Company), the same model shall be replaced and in the event, such model has been discontinued, it shall be replaced with the model equivalent as deemed by the Company.
- The TV/product box must be opened and installed by a Xiaomi authorized service engineer/technician else the warranty will be void.
- In the event of any unforeseen circumstances, and spares not being available, the Company's prevailing depreciation rules will be binding on the Customer to accept as a commercial solution in lieu of repairs.
- This warranty will automatically terminate on the expiry of the warranty period as specified herein.
- No Dealer/Distributor/Retailer has authority to vary the terms of above warranty.
- Only courts in Bangalore shall have the jurisdiction for settling any claims, disputes arising under the warranty.
- Warranty is applicable only for products purchased in India. Applicable service charges may be different for products purchased outside India (Other than India)
- Any issues related to the product, customer should report to Call Centre (18001036286). Customer should inform call centre within 24 hours in case of physical damage to the product caused during transit or by the service engineer.
- The Warranty is rendered void in case of the following:
 - Physical damage caused by the customer (including liquid damage) due to improper use or handling, unauthorised modifications/repairs, repairs or installation done by unauthorised persons, use of product/system with equipment not approved by Xiaomi.
 - Acts of God, lightning, electricity surges / abnormal voltage, damage during transit to and from customer's residence or Authorised Service Centre subsequent to the initial delivery and installation of the product.
 - Removal, tampering or alteration of any identification labels on the product or any of its components including the serial number
 - Product is not used in the recommended manner.
 - Product issues caused by use of parts, peripherals or software not recommended by the Company.
- Company will not be liable for any damage or loss or injury caused due to improper use or handling.



Xiaomi

WARRANTY CARD

Dear Customer,

Thank you for buying this Xiaomi LED TV. This card entitles you to avail 1 year warranty on the product (LED TV) and 1+1 year extended warranty on display panel.

Customer Information

Product Name: _____

Model No. : _____

Sr. No. : _____

Customer Name: _____

Address: _____

Contact No. : _____

Email ID: _____

Date of purchase: _____

Invoice No. : _____

Dealer Name & Address: _____

Customer Care Help Line: Xiaomi Technology India Pvt. Ltd., Phone No. 1800 1036286,
Email: service.in@xiaomi.com