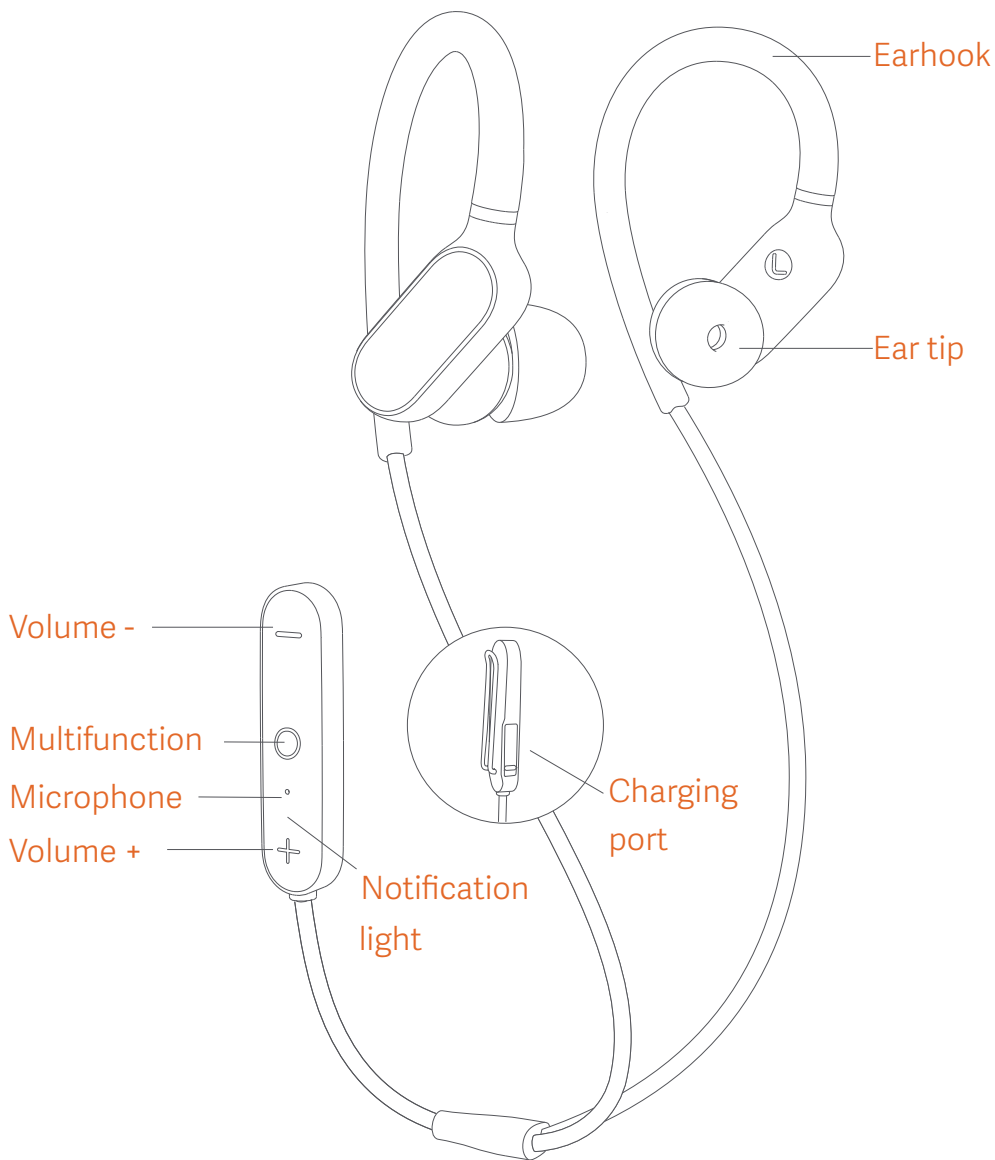





Mi Sports Bluetooth Earphones mini User Manual

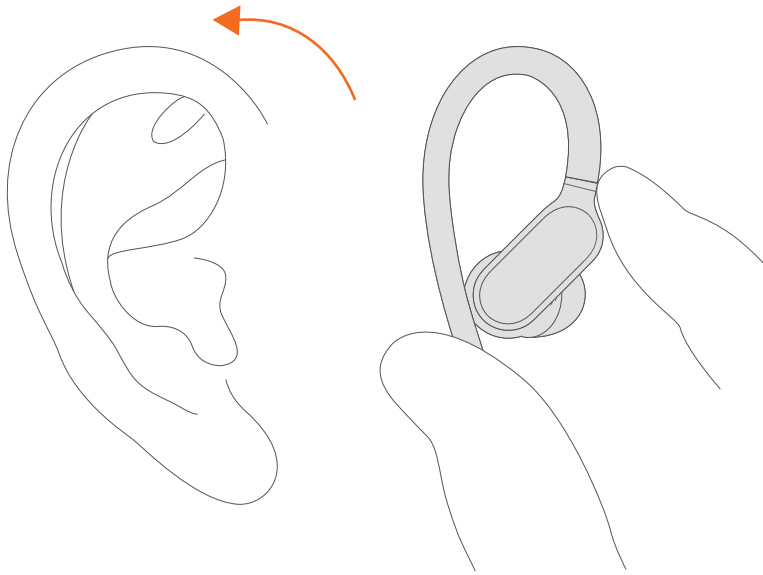
Getting started

a Select and install ear tips




Medium ear tips suit most people, try them before you decide to switch to a different size.

b Find your fit

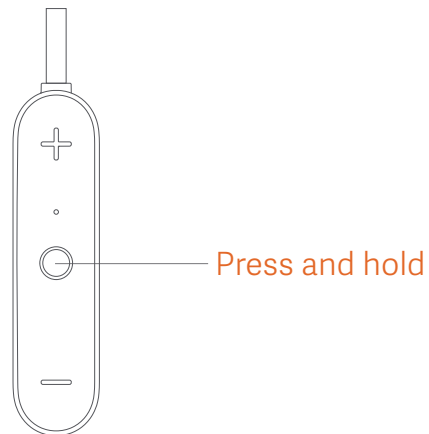


Put the earhook over the back of your ear and insert the earphone into the ear canal. Adjust by twisting into position if the fit isn't right.

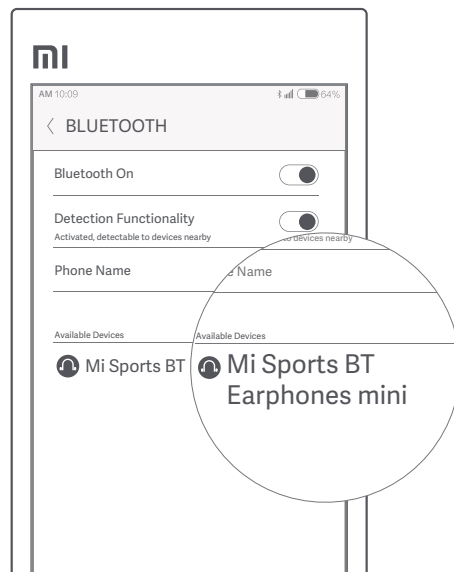


Move the microphone closer to your mouth for better sound during phone conversations.

c Pair with the phone

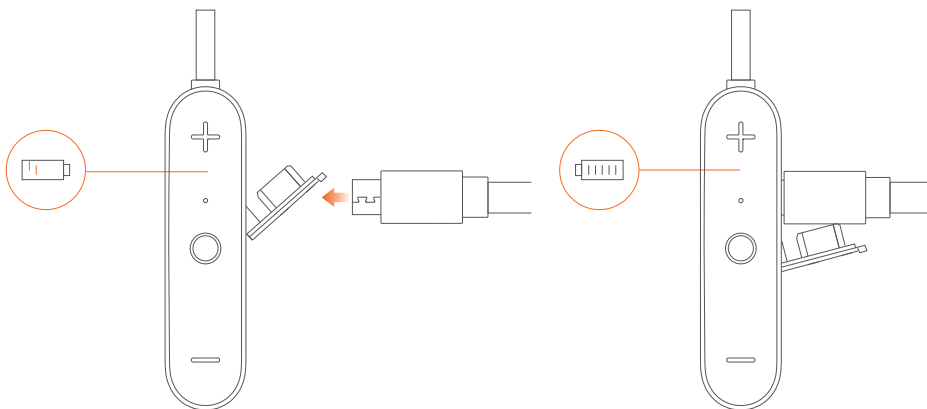


The earphones are ready to be paired when you use them for the first time. To pair again, press and hold the button until the light turns white and starts blinking.



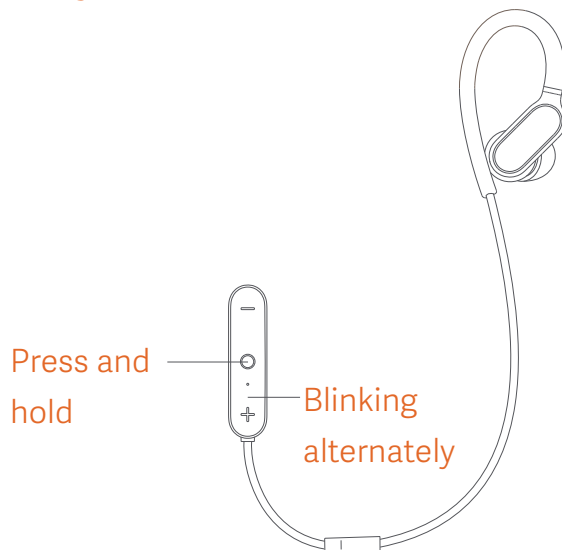
Find "Mi Sports BT Earphones mini" among the devices on your phone and connect.

Charging



When the power is low, the light will turn red and start blinking. You'll hear a notification sound as well. Note: After fully charged, make sure the USB port is capped to prevent moisture.

Factory reset

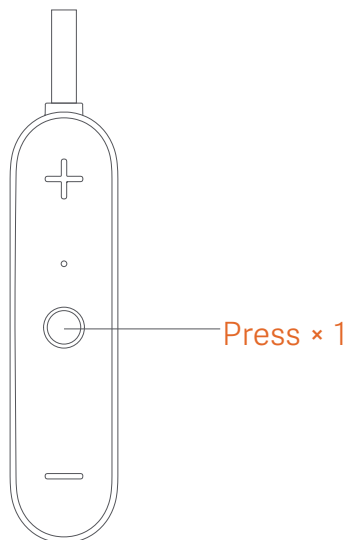


When the earphones are charging, press and hold the multifunction button until the light starts blinking alternately.

Features

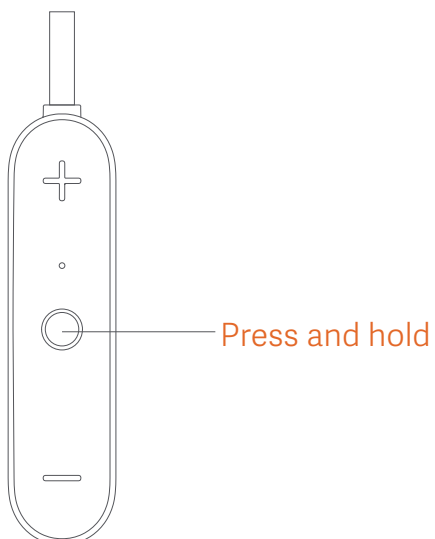
Answer calls

Press the multifunction button once when the light turns white and starts flashing.



Reject calls

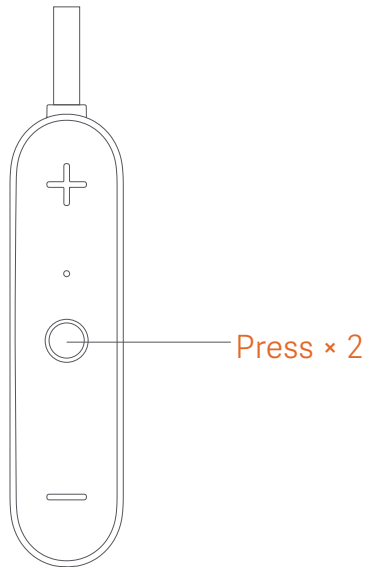
Press and hold the multifunction button when the light turns white and starts flashing.



Redial last outgoing number

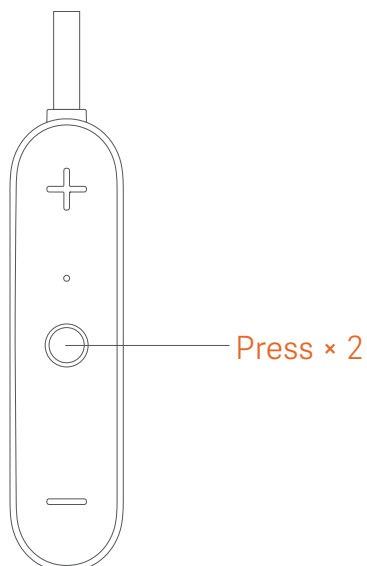
Double press the multifunction button in standby mode

Note: this feature might work differently with some carriers.



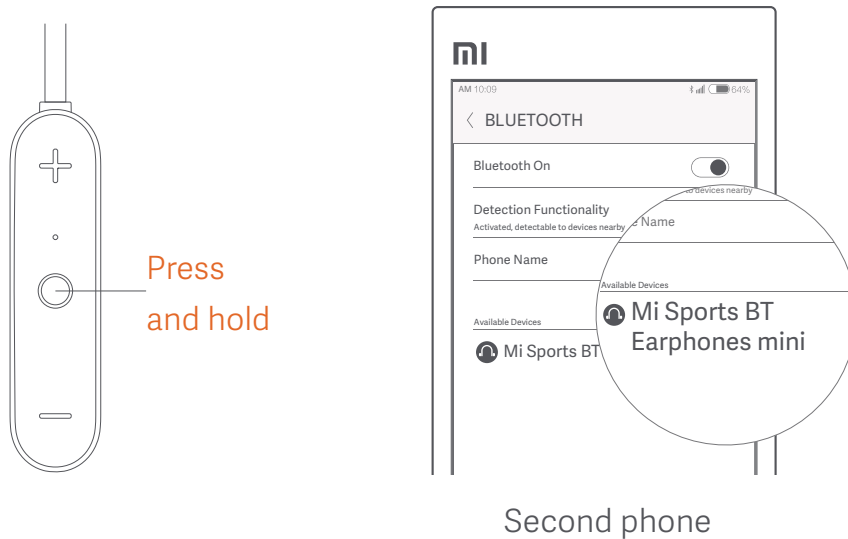
Mute

Double press the multifunction button during the conversation.

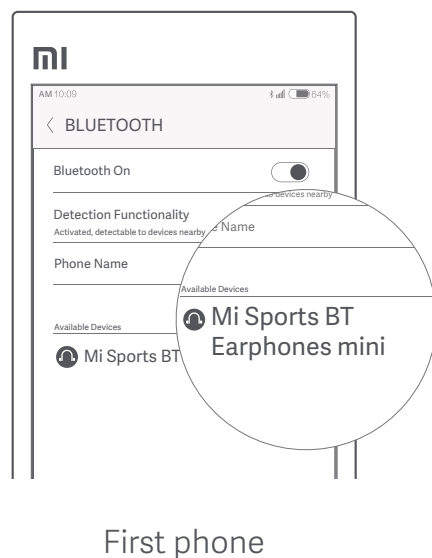


Connect 2 phones

1. Connect to the first phone and turn off the earphones.
2. Press and hold the button until the light turns white and starts blinking. Find "Mi Sports BT Earphones mini" among the devices on the second and connect.



3. After the second phone is connected, confirm the connection on the first phone.



Accept calls from 2 phones and switch between conversations

When you receive a call on the second phone while in conversation on the first phone, double press the multifunction button to put the first call on hold and switch to the second one. Double press the multifunction button every time you want to switch between calls.

Switch between earphones and receiver

Press and hold the multifunction button for 1 second during a call to switch between the earphones and your phone's receiver.

Play/Pause

Press the multifunction button while in standby mode to play music, press again to pause.

Voice assistant

Press and hold the multifunction button for 1 second to trigger your phone's voice assistant (for example, Siri).

Product features



Bluetooth 4.1

Bluetooth 4.1 is compatible with most phones and tablets



CSR Bluetooth chip



Earhooks optimized for workouts



aptX audio technology

Specifications

Product name: Mi Sports Bluetooth Earphones mini

Model: YDLYEJ02LM

Size: 445×80×26mm

Charging time: 2h

Standby time: 200h

Bluetooth version: 4.1

Battery type: Lithium-ion polymer

Weight: 14.5g

Operating range: 10m

Maximum playback time: 5h

Battery capacity: 80mAh

Bluetooth profiles: HFP/A2DP/HSP/AVRCP

Precaution

1. Make sure to fully charge the product on its first use;
2. Charge the product when left unused for over 2 weeks;
3. Use only certified chargers supplied by qualified manufacturers;
4. If your device cannot locate Mi Sports Bluetooth Earphones mini, please check if the Mi Sports Bluetooth Earphones mini is in pairing mode. The headset will turn off if it fails to pair for a long time. Reboot your phone or the Mi Sports Bluetooth Earphones mini, or factory reset the Mi Sports Bluetooth Earphones mini, should any program errors occur.

Warning

1. Do not dismantle or configure the product in case of fire. Electron puncture may damage the product completely;
2. Do not expose the product in environments where temperature is extreme (lower than 0°C or higher than 45°C);
3. Keep the LED indicator away from the eyes of children or animals;
4. Do not use the product during thunderstorms. Thunderstorm may cause the product to malfunction and result in an increased risk of electric shock;
5. Do not wipe the product with oil and other volatile liquid;
6. Keep away from water or other liquid.

Federal Communications Commission Declaration of Conformity

This device complies with Part 15 of the FCC Rules. Operation is subject to the following two conditions:

1. This device may not cause harmful interference, and
2. this device must accept any interference received, including interference that may cause undesired operation.

Regulatory Notice for Users in USA

USA — Federal Communications Commission (FCC) This device is granted with following FCC ID by Federal Communications Commission (FCC) FCC ID: 2AMQ6-YDLYEJ02LM



WARNING: This product contains a chemical known to the State of California to cause cancer or other reproductive harm.



- Manufacturer: Dongguan Liesheng Electronics Co., Ltd(a Mi Ecosystem Company)
Address: F5, Building B, North Block, Gaosheng Tech Park, No. 84 Zhongli Road, Nancheng District, Dongguan City, Guangdong, China
Online support: www.mi.com